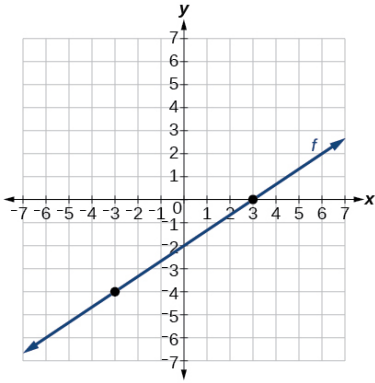


Finding Domain, Range, x-intercepts, and Intervals of Positive/Negative of Graphs of Functions

Directions: For each graph of a function, state the domain, range, the x-intercepts, and the intervals on which the function is positive or negative.

1.



Domain: _____

Range: _____

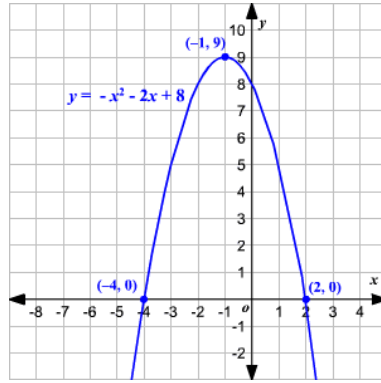
x-intercept(s): _____

Intervals –

Positive: _____

Negative: _____

2.



Domain: _____

Range: _____

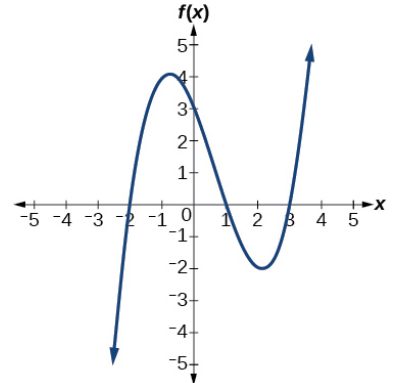
x-intercept(s): _____

Intervals –

Positive: _____

Negative: _____

3.



Domain: _____

Range: _____

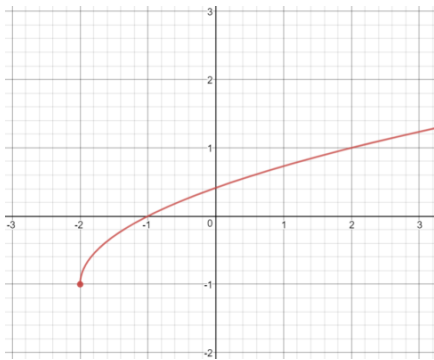
x-intercept(s): _____

Intervals –

Positive: _____

Negative: _____

4.



Domain: _____

Range: _____

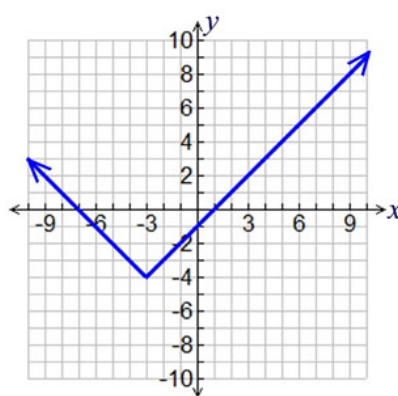
x-intercept(s): _____

Intervals –

Positive: _____

Negative: _____

5.



Domain: _____

Range: _____

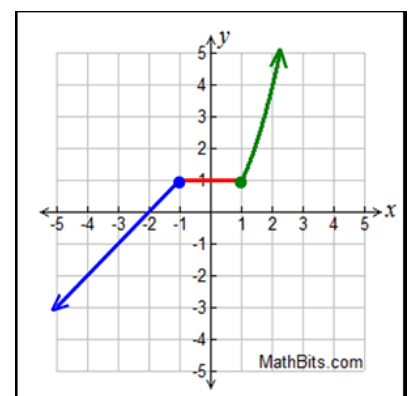
x-intercept(s): _____

Intervals –

Positive: _____

Negative: _____

6.



Domain: _____

Range: _____

x-intercept(s): _____

Intervals –

Positive: _____

Negative: _____